



Stewart Investors Worldwide Leaders Fund (VCC)

2024 Annual Review – Fund Data

For professional and institutional investors only



Stewart Investors

Market in Vi Thanh city, Hau Giang province, Mekong delta, Vietnam

Contents

This report should be read in conjunction with the [Stewart Investors 2024 Annual Review](#)

	Page
Sharing the stories of all companies – Portfolio Explorer	4
Human development pillars – positive social outcomes	5
Climate change solutions – positive environmental outcomes	6
Harmful or controversial products, services or practices	7
Engagement and voting	9
Climate data	10

Sharing the stories of all companies - Portfolio Explorer



Full website address: <https://www.stewartinvestors.com/all/how-we-invest/our-approach/portfolio-explorer.html>

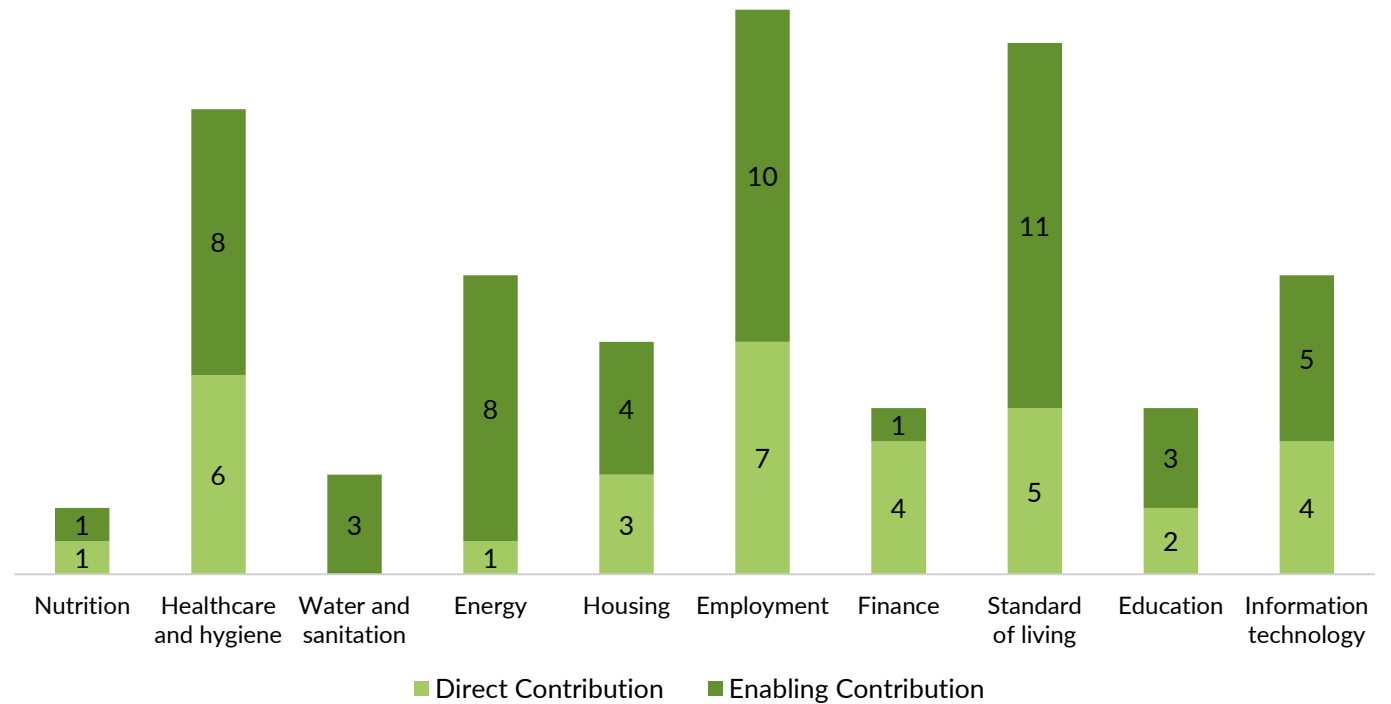
Human development pillars – positive social outcomes

Adapted from the three components of the United Nations Human Development Index (income, education and health), we have determined 10 pillars within four broad themes that encapsulate the essence of human development and can be mapped to companies. Each investee company must contribute tangibly to at least one of the pillars.

- > **Health and well-being** – improved access to and affordability of nutrition, health care, hygiene, water and sanitation.
- > **Physical infrastructure** – improved access to and affordability of energy and housing.
- > **Economic welfare** – safe employment offering a living wage and opportunities for advancement, access to finance and improved standards of living.
- > **Opportunity and empowerment** – improved access to and affordability of education and information technology.

As of 31 December 2024, the Fund held **36** companies. All companies (**100%**) were contributing to at least one human development pillar and, in total, were making **87** contributions to the pillars.

Number of contributions made by the companies to each pillar



Visit our website to read more on this topic: stewartinvestors.com – including small changes to the pillars for 2025

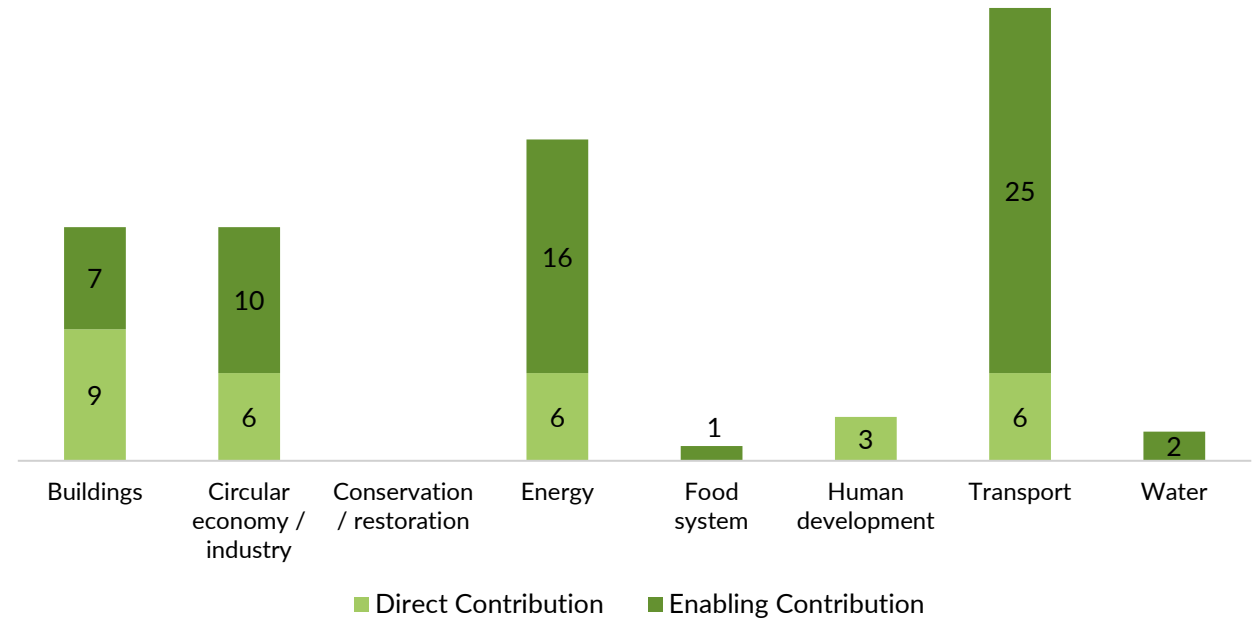
Source: Stewart Investors and company data. Number of pillars and companies as of 31 December 2024 for the Stewart Investors Worldwide Leaders Fund (VCC). The Human Development Index (HDI) is a broad measure of human development created for the United Nations inspired by economist Amartya Sen and his concept of 'development as freedom'. It includes metrics related to income, education, and health. Contributions are defined by the team as demonstrable contributions to any solution, either direct (directly attributable to products, services or practices provided by that company), or enabling (supported or made possible by products or technologies provided by that company).

Climate change solutions - positive environmental outcomes

Project Drawdown is a non-profit organisation founded in 2014, which has mapped, measured and modelled over 90 different solutions that it believes will contribute to reaching 'drawdown', – i.e. the future point in time when levels of greenhouse gases in the atmosphere stop climbing and start to steadily decline. We have captured the solutions across eight broader categories:

- > **Buildings** – products and services which reduce the environmental footprint of the built environment, including energy efficiency, electrification, improved design, and use of alternative materials.
- > **Circular economy and industries** – improved efficiency, reduced waste, and new business models for closing resource loops in linear value chains and production processes.
- > **Conservation and restoration** – supporting deforestation-free and environmentally regenerative supply chains, operations and end-of-life impacts.
- > **Energy** – adoption of renewable energy and other clean energy and related technologies.
- > **Food system** – sustainable farming, food production and the distribution of products and services.
- > **Human development** – advancement of human rights and education that drive environmental conservation and sustainable use of resources.
- > **Transport** – efficient transport technologies and growth in fossil fuel-free transportation options.
- > **Water** – less energy-intensive methods for treating, transporting and heating water.

Number of contributions made by the companies to each solution



As of 31 December 2024, the Fund held **36** companies. **30** companies (**83%**) were contributing to climate change solutions. These companies were contributing to **35** different solutions and, in total, were making **91** contributions to the solutions.

Visit our website to read more on this topic: stewartinvestors.com

Source: Stewart Investors, company data and © Project Drawdown (drawdown.org). Number of solutions and companies as of 31 December 2024 for the Stewart Investors Worldwide Leaders Fund (VCC). Contributions are defined by the team as demonstrable contributions to any solution, either direct (directly attributable to products, services or practices provided by that company), or enabling (supported or made possible by products or technologies provided by that company). It is not to be read as implying that Project Drawdown has reviewed or otherwise endorsed the Stewart Investors framework.

Harmful or controversial products, services or practices

Our position statement on harmful and controversial products, services or practices

- > We invest in the shares of companies we consider to be of high-quality and that we believe are well positioned to contribute to, and benefit from, sustainable development.
- > We believe that fully incorporating sustainability considerations into our investment process is the best way to protect and grow our client's capital. Subject to any exceptions, we do not invest in companies with material exposure to harmful or controversial products, services or practices.
- > The Fund's exposure to harmful or controversial products, services or practices is monitored on at least a quarterly basis. For harmful products and services which are revenue-generating, we apply a 5% revenue threshold (controversial weapons and tobacco production are 0%).
- > In other areas where harmful or controversial activities are not attributable to revenue (for example, employee or supply chain issues) we use internal analysis and research from external providers to monitor and assess companies.
- > The assessment includes checks for compliance with the OECD Guidelines for Multinational Enterprises and the United Nations (UN) Guiding Principles on Business and Human Rights, UN global norms and exposure to high-risk sectors.
- > We disclose any exceptions to the position statement on our website and explain why we continue to own these companies.

Visit our website to read our position statement in more detail:  stewartinvestors.com

Harmful or controversial products, services or practices

Our position statement on harmful and controversial products, services or practices

> During 2024 the Fund included the following holdings which flagged against the position statement. Below we provide our rationale for continuing to own each company:

Tata Consultancy Services (TCS)

UN Global Compact Principle 2 (Breach): Businesses should make sure that they are not complicit in human rights abuses.

Reason for exception/holding: TCS has no direct involvement in nuclear weapons or energy, however our external research provider considers the company to be involved because its parent company, Tata Sons, owns greater than 50% of TCS.

Tata Sons involvement is due to the company owning Tata Advanced Systems which acquired Tata Power's Strategic Engineering Division. The Strategic Engineering Division provides control systems for the Indian Navy's nuclear missile submarines.

As India has not signed the Treaty on the Non-Proliferation of Nuclear Weapons, the external data provider considers Tata Sons and by extension TCS to be in support of the nuclear weapons programme of India.

We disagree with this assessment and do not see anything in the activities or conduct of the company to question its sustainability positioning or the investment case.

WEG

Activity exposure >5% revenue: Supporting Oil & Gas and Supporting Thermal Coal.

Reason for exception/holding: WEG's renewable energy solutions are used in solar and wind power as well as in hydroelectric and biomass power plants. It is thereby helping society to shift away from its dependence on fossil fuels. It also manufactures energy-efficient electric motors, helping its customers to reduce their energy requirements and so lower greenhouse-gas emissions.

According to our external research provider, WEG's sales of oil and gas supporting products and services accounted for 2.5% of its revenues during fiscal year 2022 with those of thermal coal supporting products and services accounting for another 2.5%. It thereby breached – just – our 5% rule.

The estimate that WEG's exposure to products and services supporting thermal coal was added by our external research provider in early 2023. We contacted the company directly to check those estimates. Given that coal is not a strategic market for WEG, it suggested that a more accurate estimate would be that this segment actually accounts for less than 1% of its revenues.

Update: Our holding in WEG triggered this policy in the first half of 2024. Later in the year, our external service provider lowered its estimate of WEG's exposure to thermal coal revenues from 2.5% to 1%, taking its overall exposure to fossil fuel revenues back below our 5% threshold.

Visit our website to read our position statement in more detail: [stewartinvestors.com](https://www.stewartinvestors.com)

Source: Stewart Investors, external environmental, social and corporate governance (ESG) research provider data and company data. Company flag(s) against the position statement are for 2024 for the Stewart Investors Worldwide Leaders Fund (VCC). Reference to specific securities (if any) is included for the purpose of illustration only and should not be construed as a recommendation to buy or sell the same. All securities mentioned herein may or may not form part of the holdings of Stewart Investors' portfolios at a certain point in time, and the holdings may change over time.

Engagement and voting

No company is perfect, and engagement and voting are key responsibilities for us as long-term shareholders in companies. We believe that engagement is a means to mitigate business risks, protect against potential headwinds (challenges) and improve sustainability outcomes. Engagement is fully integrated into the responsibilities of the investment team and contributes invaluable insights into their understanding of each company.

Over the period and across our funds, we engaged on issues such as:

- > **Pollution, natural resource degradation, biodiversity and climate change** – packaging, plastic pellets, deforestation, sustainability of supply chains (soy, palm oil and coffee), fossil fuel versus renewables, water, waste and energy efficiency.
- > **Aligned remuneration and incentives** – living wage, gender pay gap and complexity of incentives.
- > **Animal testing/welfare** – animal testing exposure.
- > **Human rights and modern slavery** – conflict minerals in the supply chains of semiconductors, trafficking, forced labour and child labour in the Asia Pacific region and public health.
- > **Diversity, equity and inclusion** – diversity, particularly gender, in senior management and on boards.
- > **Addictive products** – indirect exposure to tobacco, chemicals, gaming, adult entertainment, and sugar content in food.
- > **Governance** – corporate strategy and legal structure.

Voting is an extension of our engagement activities. It is not outsourced to an external provider or separate team. We consider each vote individually and on its own merits in the context of our knowledge about that particular company.

- > We provide voting rationales and have a live voting tool on our website 

In 2024 we engaged with **62%** of Fund companies split by:

- > Environmental issues **12%**
- > Social issues **21%**
- > Governance issues **67%**

Fund voting activity: 2024	Count
Number of companies that held voting meetings	39
Number of meetings to vote at	45
Total proposals to vote on	556
Number of votes against management proposals	25
Number of votes abstained from voting	2
Number of shareholder proposals to vote on	10
Number of shareholder proposals to vote against	5
Number of shareholder proposals abstained from voting	2

Visit our website to read more on our engagement:  stewartinvestors.com

Source: Stewart Investors. Engagement and voting records are for 2024 for the Stewart Investors Worldwide Leaders Fund (VCC). Engagements may relate to one or multiple environmental, social or governance issues.

An aerial photograph of rolling green hills under a cloudy sky. A paved road winds through the center of the hills. A dark green rectangular box is overlaid on the left side of the image, containing the text 'Climate data'.

Climate data

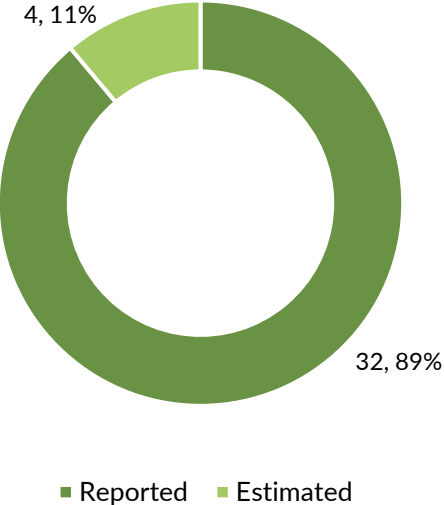
Climate change data considerations

Climate change is a complex issue. The impact and implications of climate change cannot be captured by any single metric and readers should be aware that there are limitations with the available data.

- > **Portfolio carbon footprint** – our share of the total amount of greenhouse gases (including carbon dioxide and methane) that are generated by the companies we invest in.
- > **Emissions intensity** - is calculated by dividing emissions by sales (revenue). It is intended to allow for comparison between companies of different sizes. While this measure is recommended by the Taskforce for Climate Related Financial Disclosures (TCFD), revenue can be influenced by unrelated factors (such as movements in currencies or commodity prices).
- > **Emission scopes** – we currently provide reporting for Scope 1 and Scope 2 emissions. Scope 1: These are the direct greenhouse gas emissions from sources owned or controlled by the companies we invest in. Scope 2: These are the indirect greenhouse gas emissions that arise when a company buys an input, such as electricity, heat or steam. Scope 3: The carbon emissions of a company’s supply chain and/or the use of its products and services. These are not included in carbon footprints and can be difficult to measure. While we do consider Scope 3 emissions when investing and engaging with companies, we do not currently provide Scope 3 reporting.
- > **Data quality and availability** – while this has been improving, many companies do not report their emissions. This means that estimates must be used instead.
- > **Timing of data** – data on carbon emissions is published with a significant lag. For example, data showing how much carbon our companies emitted during 2023 only became available from our data provider in January 2025. This results in a mismatch between breakdowns on our portfolio holdings (which are up to date) and data on the carbon footprints of those holdings (which is not). To add a further layer of confusion, updates during the year may also see both current and historic data being revised. Except for the information on company targets, the numbers shown in this report were sourced in May 2025 and therefore show how much carbon the underlying companies in our portfolios emitted in 2023. That applies to the calculations for both 2023 and 2024. So, any changes in carbon emissions on a portfolio level between 2023 and 2024 will simply reflect changes in the mix of companies those portfolios held rather than any increase or reduction in emissions on an individual company level.
- > **Methodology** – we use the Partnership for Carbon Accounting Financials’ (PCAF) methodology to calculate carbon footprints. Like all individual metrics, it has limitations and needs to be considered alongside other relevant information.
- > **Other risks** - including physical risks and the ability of a company to transition to zero emissions are not captured in carbon footprints.

Emissions disclosures

Fund companies with reported versus estimated emissions (count and %)

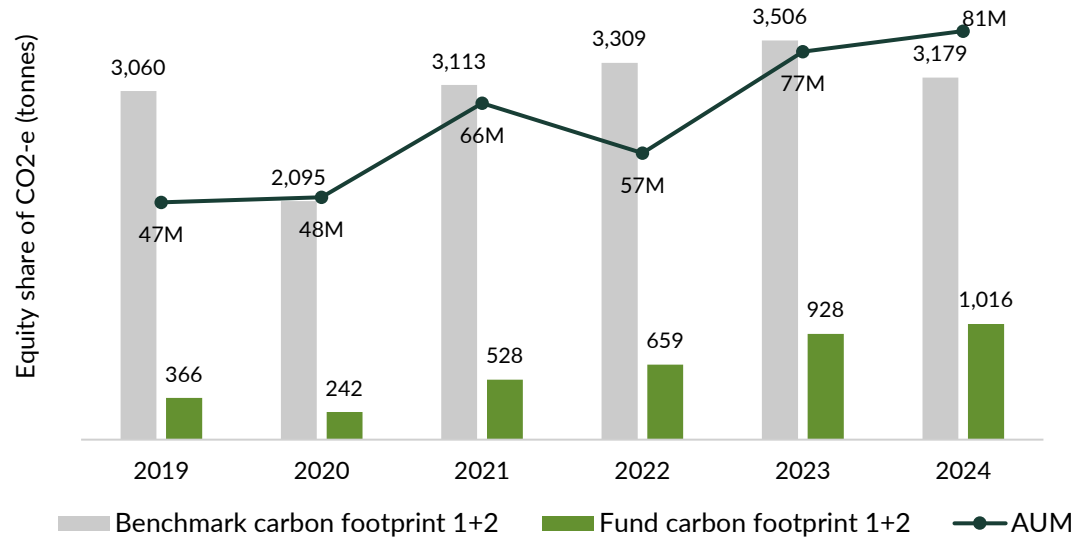


The carbon footprint and carbon intensity data on the previous pages includes estimates (by the external data provider) for companies who do not disclose emissions.

We engage with companies and encourage them to disclose emissions as we do not believe emissions estimates (by any provider) are accurate. We do not validate the estimates provided.

Carbon footprint

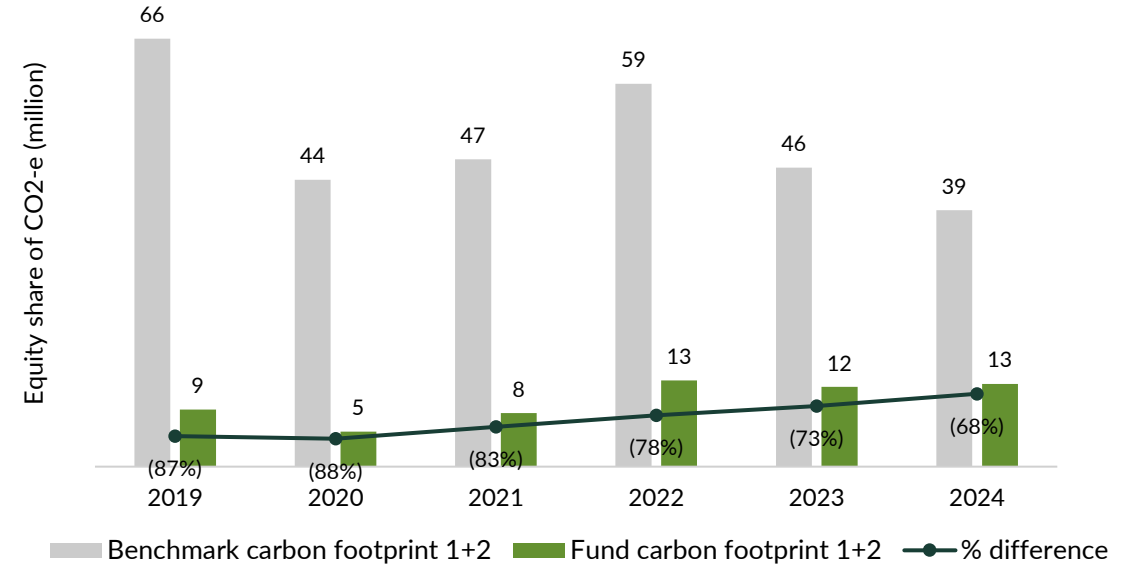
Total carbon footprint (Scope 1 + 2) vs benchmark



This metric measures the absolute greenhouse gas (GHG) emissions associated with a fund (Scope 1 and 2) expressed in tonnes of carbon dioxide emissions (tCO₂e). Scope 1 and 2 emissions are allocated to investors based on an equity ownership approach (if an investor owns 10% of a company's total enterprise value, then they are allocated 10% of the company's emissions). This is sometimes called 'financed' or 'equity share' of emissions. Assets under management (AUM) is provided as, all other things being equal, higher AUM results in higher emissions. The benchmark value is calculated by assuming the benchmark has the same total value of investments as the fund.

Uses: measure the carbon footprint of a fund over time and compare to benchmark emissions.

Carbon footprint (Scope 1 + 2) per million invested



This metric measures the carbon emissions of a fund per million invested. Scope 1 and 2 emissions are allocated to investors in the same way as the total carbon footprint and is then normalised by fund value.

Uses: this metric normalises the measure of a fund's contribution and is useful to compare funds of any size.

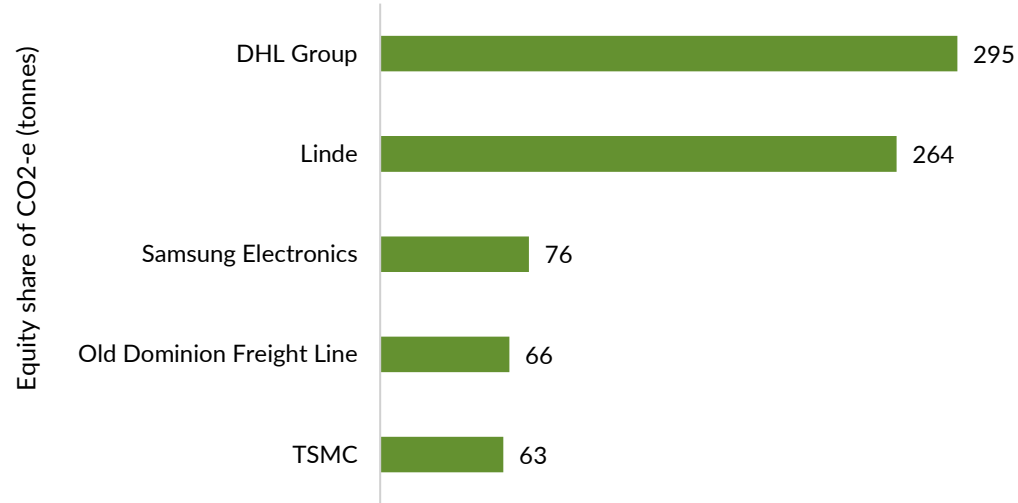
Fund: Stewart Investors Worldwide Leaders Fund (VCC). AUM in USD.

Benchmark: MSCI AC World Index.

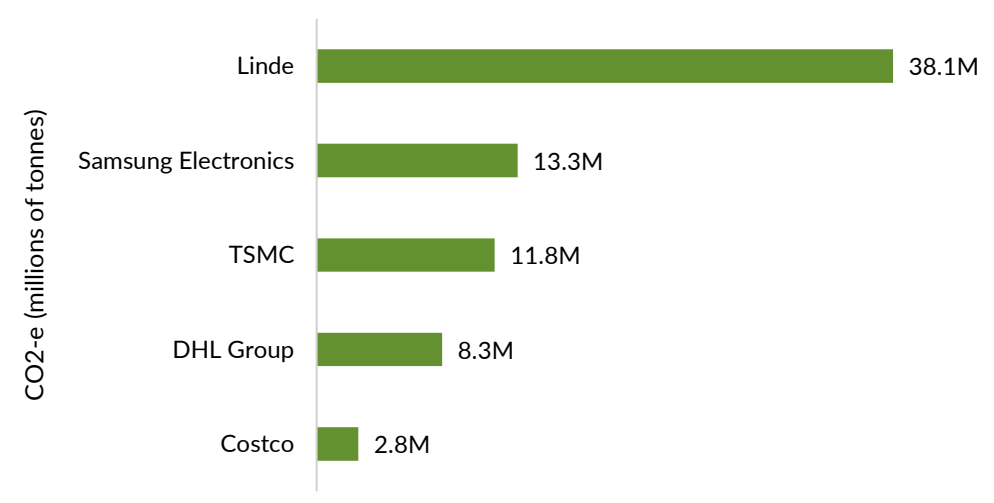
Please note: Fund and benchmark holdings data to 31 December 2024. Please see sources, data methodology and data reliability for further information.

Carbon footprint

Top 5 companies contributing the most to the total carbon footprint



Top 5 companies emitting the most carbon

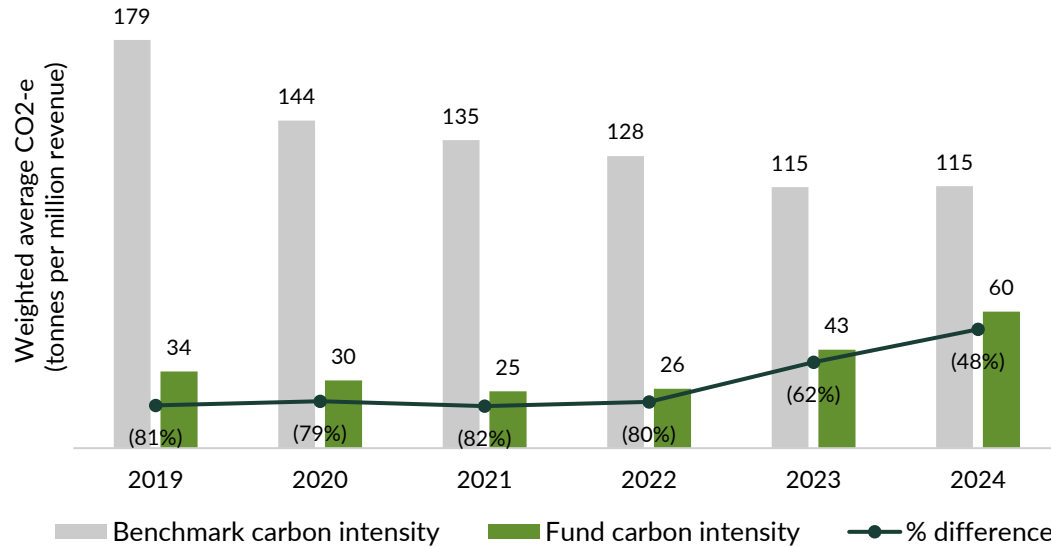


The companies contributing most to the fund carbon footprint (left chart) are different to the highest emitters overall (right chart) because they are calculated based on what percentage of the company the fund holds. This means a substantial holding in a relatively low emitting company can make a larger contribution than a small holding in a high emitting company. Company size also plays a role as the same amount of money invested results in different ownership percentages.

Uses: because of these differences both measures are important for understanding the overall impact, and for prioritising company engagement activities.

Carbon intensity

Carbon intensity (Scope 1 + 2) vs benchmark

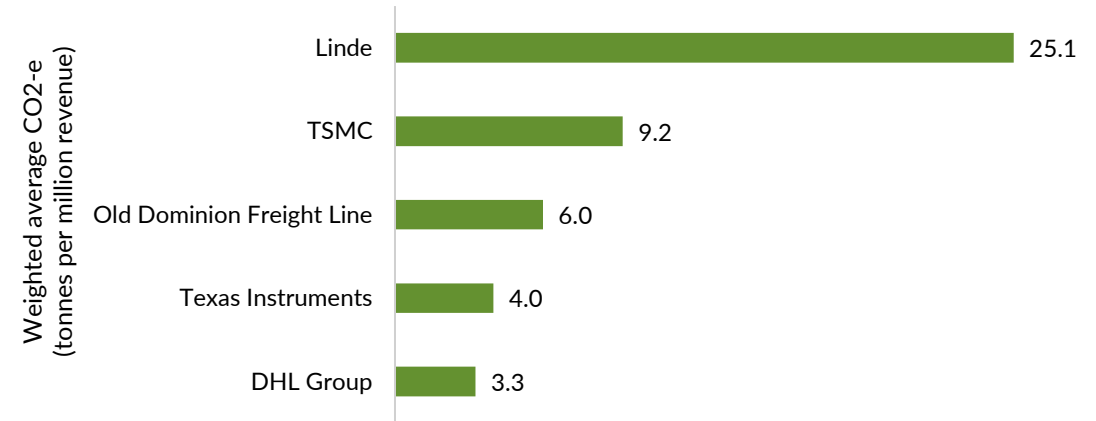


This metric captures each company's greenhouse gas emissions intensity (Scope 1 & 2) by dividing emissions by million sales. The emissions intensity is then averaged, weighted by the value of each holding in the fund. Intensity normalises company emissions by total sales, which means larger companies (with more revenues and emissions) can be compared to smaller companies. It should show which company is more efficient.

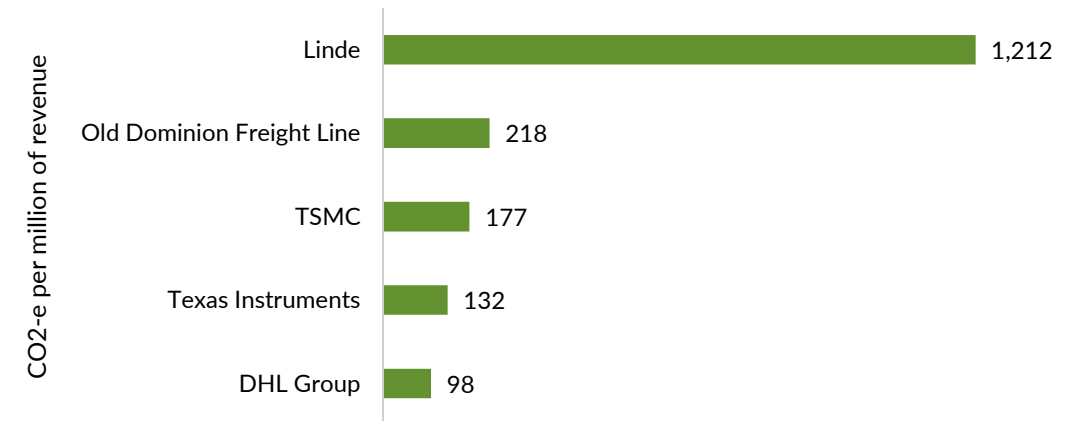
Largest company contributors to carbon intensity and highest intensity companies overall uses the same method as for the carbon footprint.

Uses: to compare emissions intensity against a benchmark or other fund.

Top 5 companies contributing the most to the total carbon intensity



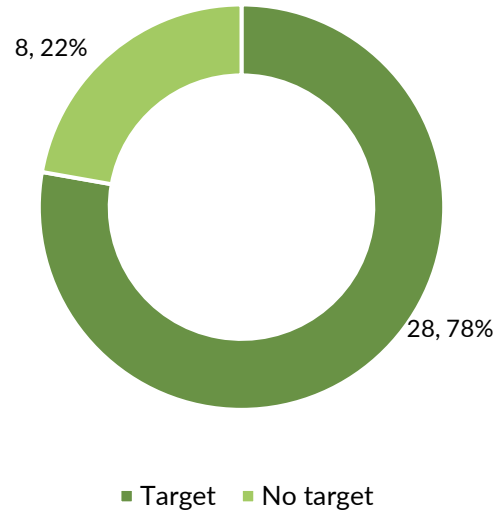
Top 5 companies with the highest intensity



Fund: Stewart Investors Worldwide Leaders Fund (VCC). Benchmark: MSCI AC World Index. Please note: Fund and benchmark holdings data to 31 December 2024. Please see sources, data methodology and data reliability for further information. Reference to specific securities (if any) is included for the purpose of illustration only and should not be construed as a recommendation to buy or sell the same. All securities mentioned herein may or may not form part of the holdings of Stewart Investors' portfolios at a certain point in time, and the holdings may change over time.

Climate targets

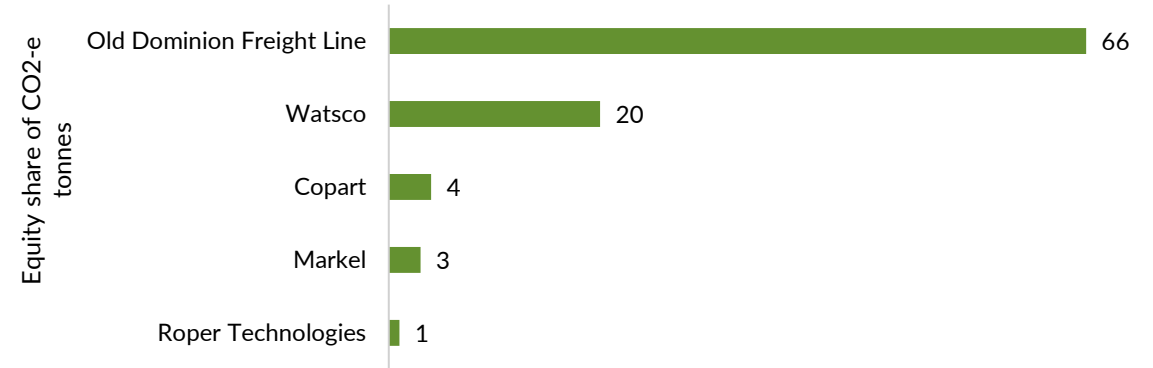
Fund companies with targets (count and %)



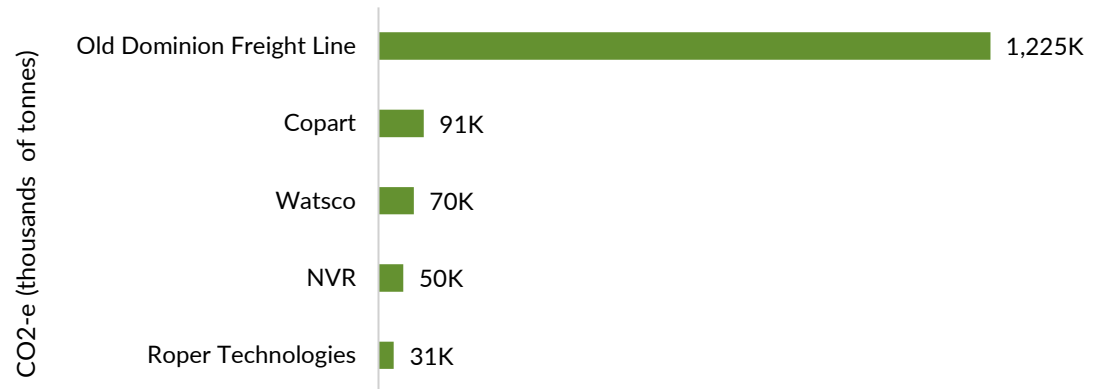
We commission research provider Net Purpose to collect and categorise carbon targets for all companies. We engage with companies and encourage them to set climate targets, preferably higher quality targets such as absolute emissions reduction targets including those certified by the Science Based Targets initiative (SBTi). The charts on the right are the companies contributing most to the fund carbon footprint (top right chart) and the highest emitters overall (bottom right chart) per the carbon footprint page but only showing companies that have not set climate targets.

Uses: both measures are important for understanding where target gaps exist and for prioritising company engagement activities.

Top 5 companies contributing the most to the total carbon footprint without targets



Top 5 companies emitting the most carbon without targets



Sources, data methodology and data reliability

Carbon data. Source: ISS ESG Solutions. Fund data is updated to 31 December 2024. Carbon footprint data is the latest annual data available from the external provider and is provided once a year in January once emissions data for all companies in a given year have been reported (latest data available 2023). Regular updates during the year can impact latest and historic values. This data includes estimates for companies who do not disclose emissions.

AUM. Source: Stewart Investors. Figures have been converted from the base currency of each account using the WM Reuters 4pm exchange rate as at report date. All AUM figures are unaudited and may differ from final audited AUM figures when published. The AUM data provided is for information purposes only and should not be used for any other purpose.

Company target data sourced from Stewart Investors and Net Purpose as of 31 December 2024 holdings data. Underlying company data is based on the latest published and public company information.

For **emissions (footprint)** reporting we have used the Partnership for Carbon Accounting Financials (PCAF) methodology which calculates a shareholder's or lender's share of scope 1 and 2 emissions for each company it invests in. Scope 1 covers all direct greenhouse gas (GHG) emissions from sources that are owned or controlled by the reporting entity. Scope 2 covers indirect GHG emissions from the consumption of purchased electricity, heat or steam. An investor's share is based on the amount invested over the Enterprise Value including Cash (EVIC). For example, if a shareholder owns 10% of the company, it is allocated 10% of the company's emissions. For shareholders this is sometimes called 'financed' or 'equity share' of emissions. To calculate the benchmark comparisons we have used the same approach by assuming benchmarks hold the same total value of investments as comparable funds. We provide the total footprint, which is influenced by the size of the total value of the investment strategy (shown in 1000s of tonnes of CO₂-e) and on a 'per 1 million invested' basis, which is useful for comparison purposes.

Carbon intensity is calculated as the weighted average of Scope 1 and 2 emissions per million of revenue of investee companies. The measure is commonly used to assess the carbon efficiency of an investment portfolio, however, there are many factors (e.g. commodity prices, currencies etc.) that will influence company revenues and consequently its carbon intensity by revenues. The measure is most useful for companies in the same industry that generate revenues in the same currency. For most companies an activity or output-based intensity measure is a better indicator of efficiency, however, this data is not commonly available.

Data reliability. We have made best efforts to ensure the data in this report is accurate and reliable. This has included comparing two different sources of information for emissions data (ISS) and company targets (Net Purpose). However, a significant number of companies still do not disclose their emissions or their disclosures are not consistent with widely adopted reporting standards like the Greenhouse Gas Protocol. There will also be a lag between information provided by data providers and the most recent published by companies. Where emissions information is not available, we have relied on estimates provided by the data providers. Estimates require assumptions that do not match individual companies' circumstances in the real world. We engage with companies to disclose emissions as we do not believe emissions estimates (by any provider) are accurate.

Important information

This document has been prepared for informational purposes only and is only intended to provide a summary of the subject matter covered and does not purport to be comprehensive. The views expressed are the views of the writer at the time of issue and may change over time. It does not constitute investment advice and/or a recommendation and should not be used as the basis of any investment decision. This document is not an offer document and does not constitute an offer or invitation or investment recommendation to distribute or purchase securities, shares, units or other interests or to enter into an investment agreement. No person should rely on the content and/or act on the basis of any material contained in this document.

This document is confidential and must not be copied, reproduced, circulated or transmitted, in whole or in part, and in any form or by any means without our prior written consent. The information contained within this document has been obtained from sources that we believe to be reliable and accurate at the time of issue but no representation or warranty, express or implied, is made as to the fairness, accuracy, or completeness of the information. We do not accept any liability whatsoever for any loss arising directly or indirectly from any use of this information.

References to “we” or “us” are references to First Sentier Investors. Our investment team operates under the trading name of Stewart Investors which is part of the First Sentier Investors group. In the EEA, issued by First Sentier Investors (Ireland) Limited which is authorised and regulated in Ireland by the Central Bank of Ireland (registered number C182306). Registered office: 70 Sir John Rogerson’s Quay, Dublin 2, Ireland number 629188. In the UK, issued by First Sentier Investors (UK) Funds Limited which is authorised and regulated by the Financial Conduct Authority (registration number 143359). Registered office Finsbury Circus House, 15 Finsbury Circus, London, EC2M 7EB number 2294743. Outside the UK and the EEA, issued by First Sentier Investors International IM Limited which is authorised and regulated in the UK by the Financial Conduct Authority (registered number 122512). Registered office: 23 St. Andrew Square, Edinburgh, EH2 1BB number SC079063. Certain funds referred to in this document are identified as sub-funds of First Sentier Investors Global Umbrella Fund plc, an umbrella investment company registered in Ireland (“VCC”). The distribution or purchase of shares in the funds, or entering into an investment agreement with First Sentier Investors may be restricted in certain jurisdictions.

Further information is contained in the Prospectus and the relevant key information documents which are available free of charge by writing to: Client Services, First Sentier Investors, 1 Grand Canal Square, Grand Canal Harbour, Dublin 2, Ireland or by telephoning +353 1 635 6798 between 9am and 5pm (Dublin time) Monday to Friday or by visiting www.firstsentierinvestors.com. Telephone calls may be recorded.

In the EU: This document is a marketing communication. The fund(s) mentioned here may or may not be registered for marketing to investors in your location. If registered, marketing may cease or be terminated in accordance with the terms of the EU Cross Border Distribution Framework or at First Sentier Investor’s discretion.

Copies of the prospectus (in English, French and German) and key information documents in English, German, French, Danish, Spanish, Swedish, Italian, Dutch, Norwegian, and Icelandic along with a summary of investor’s rights are available free of charge at firstsentierinvestors.com

Representative and Paying Agent in Switzerland: The representative and paying agent in Switzerland is BNP Paribas Securities Services, Paris, Succursale de Zurich, Selnaustrasse 16, 8002 Zurich, Switzerland. The prospectus, key investor information documents, the instrument of incorporation as well as the annual and semi-annual reports may be obtained free of charge from the representative in Switzerland.

Important information

First Sentier Investors entities referred to in this document are part of First Sentier Investors, a member of Mitsubishi UFJ Group (MUFG), a global financial group. First Sentier Investors includes a number of entities in different jurisdictions. MUFG and its subsidiaries do not guarantee the performance of any investment or entity referred to in this document or the repayment of capital. Any investments referred to are not deposits or other liabilities of MUFG or its subsidiaries, and are subject to investment risk including loss of income and capital invested.

To the extent this material contains any measurements or data related to environmental, social and governance (ESG) factors, these measurements or data are estimates based on information sourced by the relevant investment team from third parties including portfolio companies and such information may ultimately prove to be inaccurate. To the extent this material contains any ESG related commitments or targets, such commitments or targets are current as at the date of publication and have been formulated by the relevant investment team in accordance with either internally developed proprietary frameworks or are otherwise based on the Institutional Investors Group on Climate Change (IIGCC) Paris Aligned Investment Initiative framework or such other framework, goal or target as the relevant team considers appropriate. The commitments and targets are based on information and representations made to the relevant investment teams by third parties including portfolio companies (which may ultimately prove not be accurate), together with assumptions made by the relevant investment team in relation to future matters such as government policy implementation in ESG and other climate-related areas, enhanced future technology and the actions of portfolio companies (all of which are subject to change over time). As such, achievement of these commitments and targets depend on the ongoing accuracy of such information and representations as well as the realisation of such future matters. Any commitments and targets set out in this material may be subject to change without notice in the event of future review by the relevant team.

Copyright © (2025) First Sentier Investors.
All rights reserved.

Important information – Hong Kong and Singapore

The information contained within this material has been obtained from sources that First Sentier Investors (“FSI”) believes to be reliable and accurate at the time of issue but no representation or warranty, expressed or implied, is made as to the fairness, accuracy, completeness or correctness of the information. To the extent permitted by law, neither FSI, nor any of its associates, nor any director, officer or employee accepts any liability whatsoever for any loss arising directly or indirectly from any use of this. This material is intended solely for distribution to professional/institutional investors as may be defined in the relevant jurisdiction and is not intended for distribution to the public. The information herein is for information purposes only; it does not constitute investment advice and/or recommendation, and should not be used as the basis of any investment decision. Some of the funds mentioned herein are not authorised for offer/sale to the public in certain jurisdiction.

The value of investments and the income from them may go down as well as up and you may not get back your original investment. Past performance is not necessarily a guide to future performance. Please refer to the offering documents for details, including the risk factors.

Reference to specific securities (if any) is included for the purpose of illustration only and should not be construed as a recommendation to buy or sell the same. All securities mentioned herein may or may not form part of the holdings of FSI’s portfolios at a certain point in time, and the holdings may change over time.

This material and the information contained herein may not be reproduced in whole or in part without the prior consent of FSI. This material shall only be used and/or received in accordance with the applicable laws in the relevant jurisdiction.

Important information

Hong Kong and Singapore continued

To the extent this material contains any measurements or data related to environmental, social and governance (ESG) factors, these measurements or data are estimates based on information sourced by the relevant investment team from third parties including portfolio companies and such information may ultimately prove to be inaccurate. To the extent this material contains any ESG related commitments or targets, such commitments or targets are current as at the date of publication and have been formulated by the relevant investment team in accordance with either internally developed proprietary frameworks or are otherwise based on the Institutional Investors Group on Climate Change (IIGCC) Paris Aligned Investment Initiative framework or such other framework, goal or target as the relevant team considers appropriate. The commitments and targets are based on information and representations made to the relevant investment teams by third parties including portfolio companies (which may ultimately prove not be accurate), together with assumptions made by the relevant investment team in relation to future matters such as government policy implementation in ESG and other climate-related areas, enhanced future technology and the actions of portfolio companies (all of which are subject to change over time). As such, achievement of these commitments and targets depend on the ongoing accuracy of such information and representations as well as the realisation of such future matters. Any commitments and targets set out in this material may be subject to change without notice in the event of future review by the relevant team.

In Hong Kong, this material is issued by First Sentier Investors (Hong Kong) Limited and has not been reviewed by the Securities & Futures Commission in Hong Kong. In Singapore, this material is issued by First Sentier Investors (Singapore) whose company registration number is 196900420D. This advertisement or material has not been reviewed by the Monetary Authority of Singapore. First Sentier Investors, FSSA Investment Managers, Stewart Investors, RQI Investors and Igneo Infrastructure Partners are the business names of First Sentier Investors (Hong Kong) Limited. First Sentier Investors (registration number 53236800B), FSSA Investment Managers (registration number 53314080C), Stewart Investors (registration number 53310114W), RQI Investors (registration number 53472532E) and Igneo Infrastructure Partners (registration number 53447928J) are the business divisions of First Sentier Investors (Singapore).

First Sentier Investors (Hong Kong) Limited and First Sentier Investors (Singapore) are part of the investment management business of First Sentier Investors, which is ultimately owned by Mitsubishi UFJ Financial Group, Inc. ("MUFG"), a global financial group. First Sentier Investors includes a number of entities in different jurisdictions.

To the extent permitted by law, MUFG and its subsidiaries are not responsible for any statement or information contained in this material. Neither MUFG nor any of its subsidiaries guarantee the performance of any investment or entity referred to in this material or the repayment of capital. Any investments referred to are not deposits or other liabilities of MUFG or its subsidiaries, and are subject to investment risk, including loss of income and capital invested.

Copyright © (2025) First Sentier Investors.
All rights reserved.